


# LDLS

## Linear Detachable Light System

Self-Ballasted & Self Cooled



### MAIN FEATURES

- 4800 Lumen/Meter
- **Embedded Emergency Light**
- Exceptional Lumen/W performance
- Self-cooled, aluminum-module designed for any profile
- Easy mounting and replacement.
- Advanced proprietary DOB "Driver on Board" technology
- Dimmable
- Safety certification, galvanic built-in grounding system
- Easy interconnection up to 10 meters
- Zhaga sizes: 140, 280, 560 and 1120 mm.
- Warranty 5 Years
- Available in wide color and CCT range

### Specifications

Power & Sizes (230VAC)	1120mm	36 W	5000 lumen
	560 mm	18 W	2500 "
	280 mm	9 W	1250 "
	140 mm	4.5 W	625 "
Emergency	Power Out	7W	
P Factor	>0.92		
Max Length	Connectable, up to 10 meters (Molex System)		
Efficacy	140/170 L/W		
Beam angle	120°		
Dimming	Triac and DALI (optional)		
Technology			
Input	230 VAC/115 VAC +/- 30%		

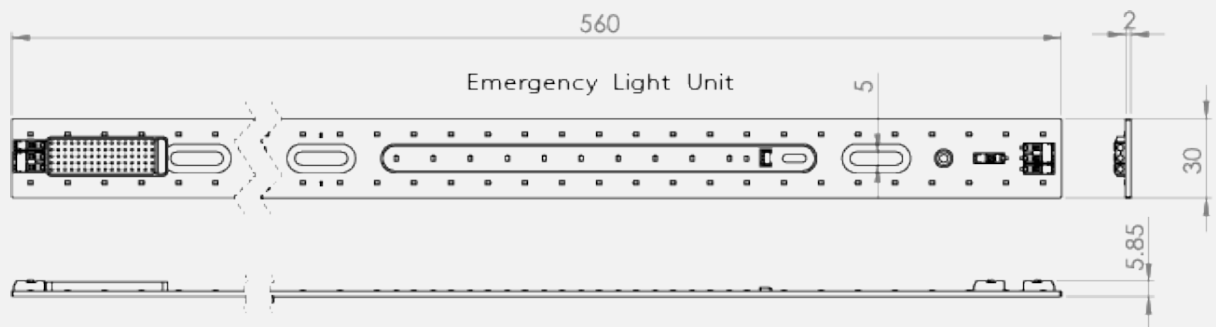


Complies with the following international safety standards:

IEC 62031:2008, IEC 61347-1, IEC 60598-1, IEC 60838-2-2

# LDLS – Linear Detachable Light System

## Kit Configuration



### LDLS<sup>30</sup> – Kit Components




3 x SCREW



3 x SPACER

1 x TRAIL<sup>30</sup> - MODULE



### ZHAGA - Standard sizes 140mm, 280mm, 560mm, 1120mm



### LDLS<sup>30</sup> – MODULE BRIDGING

